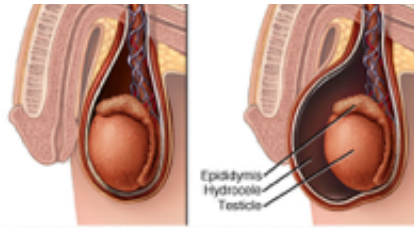


What is Hydrocelectomy?

Hydrocelectomy is surgery to remove a hydrocele. A hydrocele is a fluid-filled sac inside the scrotum which can happen on one or both sides of the scrotum. The doctor makes a small cut (incision) in the scrotum to drain the fluid from the hydrocele and to remove the fluid-filled sac.



What is testicular torsion?

Testicular torsion is an emergency condition. It happens when the spermatic cord, which provides blood flow to the testicle, rotates and becomes twisted. The twisting cuts off the testicle's blood supply and cause sudden pain and swelling.



When should I call the ambulance for testicular torsion?

Testicular pain and sometimes swelling should be evaluated on an emergent basis. There is about a six-hour window for the testicle to be salvaged; surgical treatment within this time frame is associated with a good salvage rate.

After six hours, the salvage rate decreases, and if surgical repair is performed after 24 hours, the testicle is no longer salvageable.

What is the treatment for testicular torsion?

The only treatment for testicular torsion is surgery.


What is the surgery for testicular torsion?

- The goal of surgery is to salvage the testicle.
- If the testicle cannot be salvaged, the testicle is removed (a procedure known as orchiectomy).
- If the testicle is detorsed successfully, it will be sutured within the scrotum so that it can no longer twist (called orchiopexy).
- The other testicle will also undergo the same fixation to the scrotum.

After surgery: (For most of testicular procedures)


- It is normal and expected to have discomfort in your testicles and scrotum. Pain medicine will be ordered for you to take as needed. The scrotum and testicle(s) may be tender for up to one month.
- Your scrotum may be swollen for several days and up to a couple of weeks after surgery. To help reduce swelling, you may use an ice pack for the first 24 to 48 hours; then as needed. Use the ice pack for 20 to 30 minutes on, then 20 to 30 minutes off.
- You may have a temporary drain to drain any extra fluid and blood. Change the gauze pads as needed.

Wound care



- For the first week, keep the wound clean and dry. Keep the wound covered with a gauze pad. Change the gauze pad daily, and if it gets wet or soiled.
- For the first two weeks, wear a scrotal support at all times; then as needed. Keep the scrotal support clean and dry.

Bathing



- For the first week, keep the wound clean and dry. Keep the wound covered with a gauze pad. Change the gauze pad daily, and if it gets wet or soiled.
- For the first two weeks, wear a scrotal support at all times; then as needed. Keep the scrotal support clean and dry.

Activity



- No heavy weight lifting.
- No jogging/running for four weeks.
- The length of time needed before you can go back to work depends on how well you recover and the kind of work you do. Check with your doctor's notes.
- No sexual activity for five days.



When to Come to Emergency?



- If the swelling is severe.
- Redness, warmth, or pus-like drainage from the incision
- Worsening pain not responding to the prescribed analgesia.
- Fever of greater than 38 degrees Celcius

Follow Up

You will have a follow up visit in 7 to 14 days. This will be scheduled before you leave the hospital.



Patient and Family Education

@ patienteducation@hmc.org.qa
☎ 4439 1494 / 5

© 2019 Hamad Medical Corporation

Patient Education for Scrotal Surgeries



مستشفى الوكرة
Al Wakra Hospital

عضو في مؤسسة حمد الطبية
A Member of Hamad Medical Corporation